



## Additional Ideas and Information

### Clicker 7

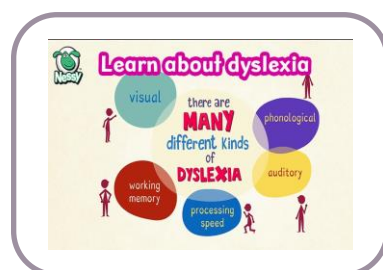
If you have students who have a really low level of Literacy, the best all round resource still remains Clicker 7.

This comes in a range of formats- software, app's etc

SERC is a Crick Centre and we can offer you free training and support in School. Please contact us if you would like a demo of the products and how to use it.

The Crick site has a good range of 60 sec demo video's that explain how it can be used in Class.

<http://www.cricksoft.com/uk/products/clicker/home.aspx>



### 2hr Dyslexia

### Training

<https://www.nessy.com/uk/product/dyslexia-training/>

Nessy are currently offering a 2 hr INSET online

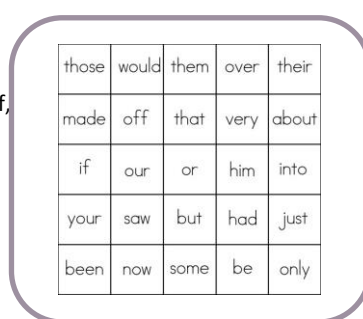
This can be shown repeatedly to Staff, Parents etc for £20 per year.

Receives good reviews

### Create your own word bingo

Easy to do  
Create your own wordlists  
Professional finish and free

<http://www.senteacher.org/worksheets/94/Word-Bingo-Game-Card-Maker.html>



### RNIB

<https://www.rnibbookshare.org/cms/>

If you work with or have a child who has Dyslexia you can access thousands of free audio books from RNIB

The site has text books and fiction books- maybe a way to help a student develop a love of books in an easy access manner.

### Open Dyslexic

**FREE**

This new free font is created to increase the readability for readers who have dyslexia.

There is a version for Mac and PC

Please share this information with staff who have Dyslexia.

This font has a more mature feel than standard Sassoon font usually recommended.

### This Is an example of the Open Dyslexic Typeface

<http://opendyslexic.org/>



## ENGAGING THE STRUGGLING WRITER



### Story Builder App

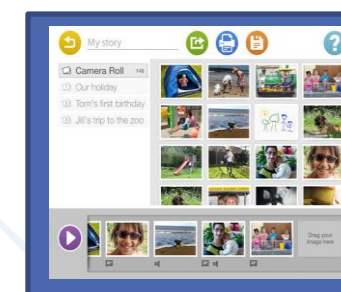
This is a great app to help students create stories

There are different scenarios, students can even record the answers verbally.



### Our Story App

Never fails to engage Students- start with an ipad and some photos and the story can be created in minutes.



### SnapType App

Designed by an OT  
An easy way for students to annotate worksheets/ pictures being used in Class.



[www.redbridgeserc.org](http://www.redbridgeserc.org)  
info@redbridgeserc.co.uk

## TYPING ASSISTANT

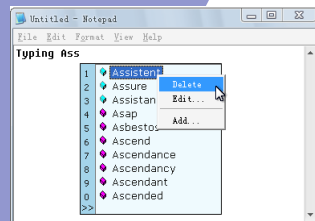
Free prediction software for PC

<http://www.sumitsoft.com/>

There are various paid versions of prediction software, but increasingly there are free share software sites now.

TYPING ASSISTANT provides a good prediction support for any work in Word, on email, searching Internet, PowerPoint etc

Certainly worth trying for free



## DANCE MAT

We have been using this for years, but still effective for young children.

<http://www.bbc.co.uk/guides/z3c6tfr>



## What's it like being dyslexic?

<https://www.youtube.com/watch?v=IEpBujdee8M>

Nessy has made a 10 min cartoon film to help explain dyslexia to students.



## TYPING

### SENSE LANG

Free Typing website

Access to games, tutorials, assessments and certificates

<https://www.sense-lang.org/typing/>

To access the games and activities you need to watch a 2-30 sec advert but after that you have access to a wide range of resources for free.

## Lexion


Lexion is the widest used software programme in both Primary and Secondary Schools.

Some schools have Lexion/Lexia clubs and have purchased whole schools licenses.

If you do not have a license,

Parents can subscribe to the programme. Repetition and regular time spent is key.

<http://www.lexion.co.uk/>



How to change the visual format of the screen of laptop/ whiteboard.

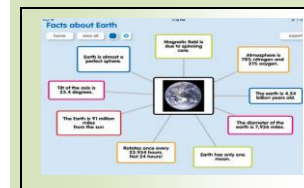
This is very easy to do, and FREE

Here is a step by step guide how to do it

<http://www.adulddyslexiasupport.co.uk/wp-content/uploads/2012/05/How-to-make-your-PC-more-dyslexia-friendly-1-changing-colour.pdf>

## Mind mapping

### Popplet Lite (FREE)



Mind mapping app's and software can be very expensive. This app is free, does everything you would

expect of a more expensive app. It has a very intuitive interface, so no training required. You can add pictures, photos, doodles, text, add colour etc. One of the easiest and best I use.

## Create WOW word mats



This would be a good activity for an INSET day or staff meeting.

## Create word outline worksheets

<http://www.senteacher.org/worksheet/73/Word-Outline-Maker-Printer.html>

You can create your own wordlists, and ask students to write in letters into the word shapes. Often students with dyslexia find this difficult, so would be extra reinforcement for key words/ spelling lists.



## Writing with prediction


### Clarospeak (FREE)

Love it! Its free, you can change background, text, fonts, etc to get individualised display for each student.

You can switch on prediction in settings, so as you type it will suggest a range of words you may want to use, which in turns speeds up the writing process

Finally you can alter the settings to allow the app to read each word, letter or sentence as you go.

Perfect for students with dyslexia or the reluctant writer.



## Voice dictation

### Dragon Dictation (FREE)

Whilst not the biggest fan of Dragon software on the PC, as it takes hours of training and can have a poor success rate especially if your speech is not clear.

However, the free app is great for quickly getting down ideas, what to do next, brainstorming ideas etc- well worth downloading on phone and ipad.

## Make sure your spelling test paper is dyslexia friendly

FREE

to download here

<http://blog.maketaketeach.com/wp-content/uploads/2012/12/Highlight-paper-spelling-list2.pdf>