



Additional Ideas and Information

Clicker 7

If you have students who have a really low level of Literacy, the best all round resource still remains Clicker 7.

This comes in a range of formats- software, app's etc

SERC is a Crick Centre and we can offer you free training and support in School. Please contact us if you would like a demo of the products and how to use it.

The Crick site has a good range of 60 sec demo video's that explain how it can be used in Class.

<http://www.cricksoft.com/uk/products/clicker/home.aspx>



Rewordify

A good website link to save in your browser.

This simple link enables you to type in a word/phrase and it will automatically define or substitutes simpler words.

Great if you don't understand what you are reading.

<https://rewordify.com/>

Visual Thesaurus

Struggling to explain what a word means? Or want to try to build a language web of associated words, try these links;

<https://www.visualthesaurus.com/>

<http://www.snappywords.com/?lookup=words>

Chrome extensions –
Image Dictionary
Google Dictionary



Lumosity

<https://www.lumosity.com>

This is a great brain training website to share

If you only play 3 games a day it remains free.

Great for students who have difficulty with attention, focus, memory, language, comprehension

OpenDyslexic

FREE

This new free font is created to increase the readability for readers who have dyslexia.


There is a version for Mac and PC

Please share this information with staff who have Dyslexia.

This font has a more mature feel than standard Sassoon font usually recommended.

This Is an example of the Open Dyslexic Typeface

<http://opendyslexic.org/>

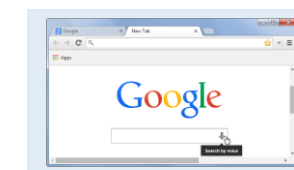


Google Chrome

When supporting Students with SEN, we have traditionally looked at extra App's and software, and this usually comes at a cost.

Chrome is a web browser like Safari that most people use, however I have discovered it has lots of cool features for free.

1. You can use can use your *voice to search in Google*



2. There are *FREE 'plug-in's' or 'extensions'* to read any text for you. In Chrome, google 'chrome extension read text' and lots of free options will come up.

My current favourite is '*Select and Speak*'. This will read any text you select- very helpful when researching on the Internet or having to read long electronic books.

3. *Dyslexia Reader Chrome extension*- you can convert any web page into a more simplified page but changing font, spacing etc

4. *Read & Write extension* for Google Chrome has over 1000 reviews –can be used on web pages, Word documents etc – highly recommended and subtly placed within Google



TYPING ASSISTANT

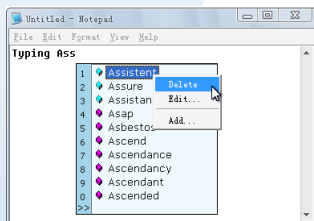
Free prediction software for PC

<http://www.sumitsoft.com/>

There are various paid versions of prediction software, but increasingly there are free share software sites now.

TYPING ASSISTANT provides a good prediction support for any work in Word, on email, searching Internet, PowerPoint etc

Certainly worth trying for free

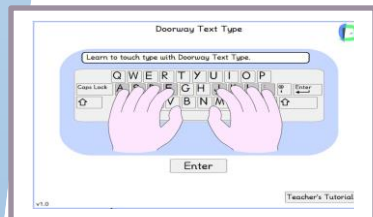


FREE TYPING PROGRAMME

Doorway online has a more formal approach than Sense Lang, so it is a good link to use if a Student does not need games and rewards.

You can change the settings, colours, upper and lower case keys etc easily.

<http://www.doorwayonline.org.uk/typing/>



Software and how it can help....



<http://www.bdadyslexia.org.uk/common/ckeditor/filemanager/userfiles/Services/QM/Technology-for-Literacy-2013.pdf>



TYPING

SENSE LANG

Free Typing website

Access to games, tutorials, assessments and certificates

<https://www.sense-lang.org/typing/>

To access the games and activities you need to watch a 2-30 sec advert but after that you have access to a wide range of resources for free.

Lexion


Lexion is the widest used software programme in both Primary and Secondary Schools.

Some schools have Lexion clubs and have purchased whole schools licenses.

If you do not have a license,

Parents can subscribe to the programme. Repetition and regular time spent is key.

<http://www.lexion.co.uk/>



Wordshark

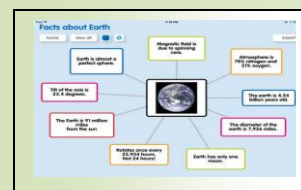
is still favoured by some, however some of the graphics can appear to be low key, compared to today's modern games.

There is a specific area to add KS 3 vocabulary.

This can work well for students who are easily distracted or overwhelmed quickly.

<http://www.wordshark.co.uk/index.aspx>

Mind mapping



Popplet Lite (FREE)

Mind mapping app's and software can be very expensive. This app is free, does everything you would

want and has a very intuitive interface, so no training required. You can add pictures, photos, doodles, text, add colour etc. One of the easiest and best I use.

Recording speech

Sonocent (FREE)

This can be used to record lessons/ lectures and even meetings if you are unable to listen and keep up with note taking at the same time.

You can also make notes later, add photos and highlight key parts.



Writing with prediction


Clarospeak (FREE)

Love it! Its free, you can change background, text, fonts, etc to get individualised display for each student.

You can switch on prediction in settings, so as you type it will suggest a range of words you may want to use, which in turns speeds up the writing process

Finally you can alter the settings to allow the app to read each word, letter or sentence as you go.

Perfect for students with dyslexia or the reluctant writer.



Voice dictation

Dragon Dictation (FREE)

Whilst not the biggest fan of Dragon software on the PC, as it takes hours of training and can have a poor success rate especially if your speech is not clear.

However, the free app is great for quickly getting down ideas, what to do next, brainstorming ideas etc- well worth downloading on phone and ipad.

Windows

Free on screen keyboard with prediction



If you are stuck in a lesson and can't spell what you are searching for?

Simply in Windows search

'on screen keyboard' and there will be a keyboard that pops up with good suggested words as you type.

Teach Students to do this to 'save face' if they get stuck.



You can make your ipad /iphone read!

FREE

Simply go to Settings->General->Accessibility -> Select Speak Selection ON

You can adjust the voice, speaking rate and highlight words.

To use on a whole page of text- Tap the screen to highlight the text and now tap Speak.

How to change the visual format of the screen of laptop/ whiteboard.

This is very easy to do, and FREE

Here is a step by step guide how to do it

<http://www.adulddyslexiasupport.co.uk/wp-content/uploads/2012/05/How-to-make-your-PC-more-dyslexia-friendly-1-changing-colour.pdf>